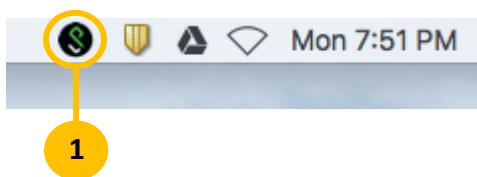


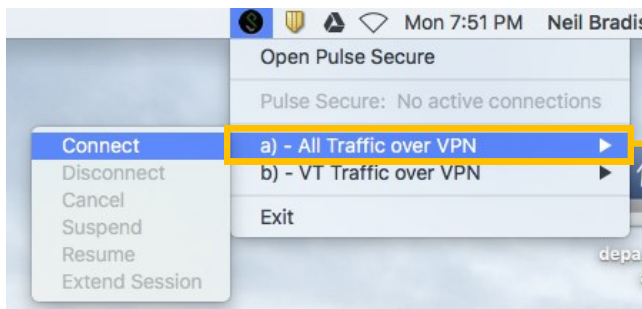
If you have not installed the Pulse Secure VPN Client, please download it from here:

[Click Here to go to the download page](#)

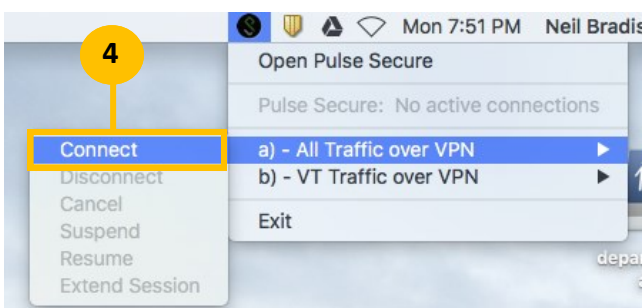
Note: Mac OS version 10.8 Mountain Lion or higher is required to install the Pulse Secure VPN software.



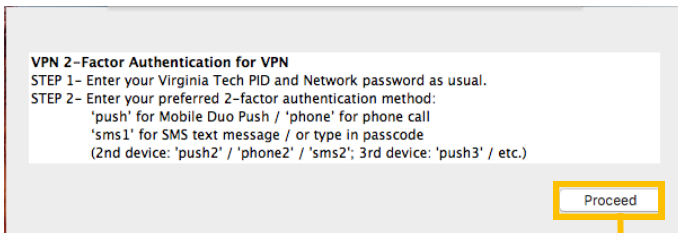
1. In the Mac OS menu bar, locate the **Pulse Secure** icon on the right side of the screen.
2. Click on the **Pulse Secure** icon.



3. Always select option a)—**All Traffic over VPN**.

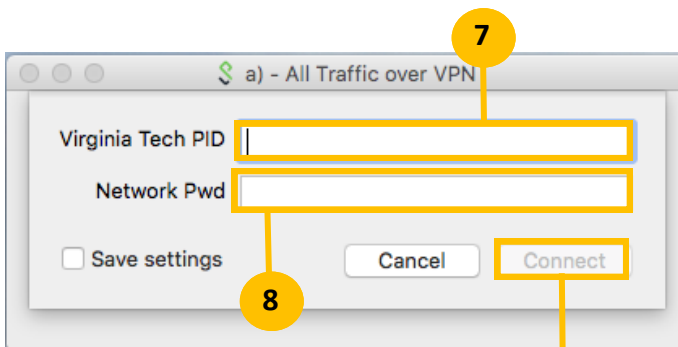


4. Select **Connect**.



5

- When the message screen appears as shown on the left, click the “**Proceed**” button.



7

8

9

- You will be asked for your username and password.

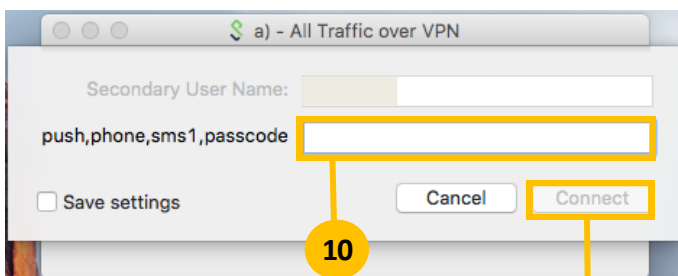
- In the **User Name** field, type in your PID.

- In the **Password** field, type in your network password.

- Click the **Connect** button.

Note:

Your network password is the same password you use to login to “eduroam” wireless internet while in the Northern Virginia Center.



10

11

- Next type in what two-factor authentication you would like to use:

push—Will send a push to the Duo Push mobile app.

phone— Will call the default phone number registered in your 2-factor settings.

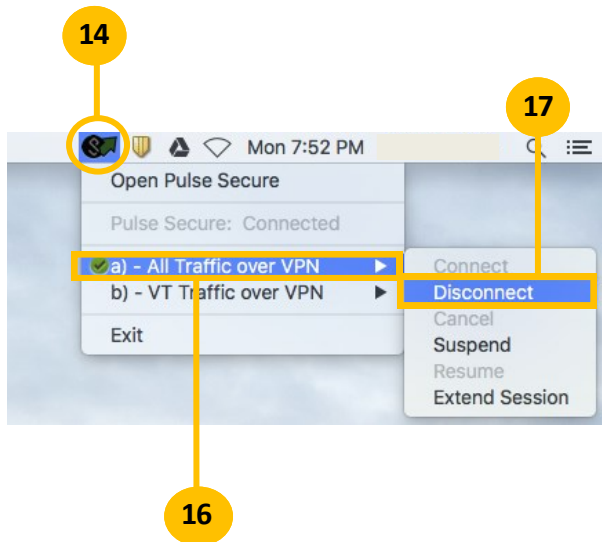
sms1— sends a text message with a passcode to your mobile phone that’s registered in your 2-factor settings.

Passcode— to use the code from your yubikey or duo mobile app.

- Then click the **Connect** button.



12. Once you have successfully completed the two factor authentication step, you will be connected to the VPN.



13. When you are finished using the VPN, disconnect from it.

To disconnect:

14. In the Mac OS top menu bar, locate the **Pulse Secure** icon on the right side of the screen.
15. Click on the **Pulse Secure** icon.
16. Select option **a) —All Traffic over VPN**.
17. Select **Disconnect**.

Having trouble or still need help?

NVC Information Services:

Phone (M-F 9AM to 9:30PM): 703-538-8444

<http://www.nvc.vt.edu/intranet/is/>

Virginia Tech 4-Help:

Phone (24/7): 540-231-4357

<https://vt4help.service-now.com/sp>